



Peco Valves Pvt. Ltd.

API - 600

Gate Valves



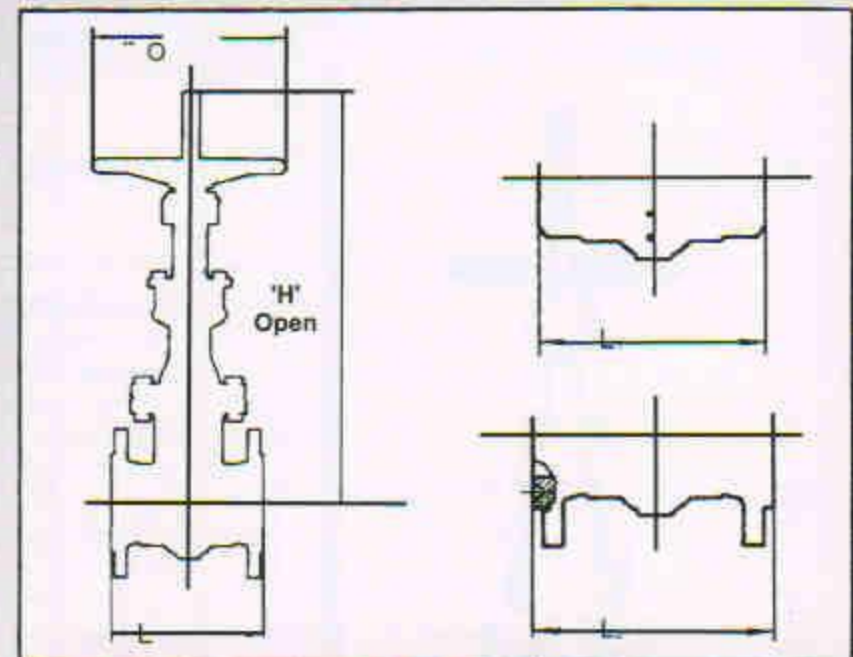
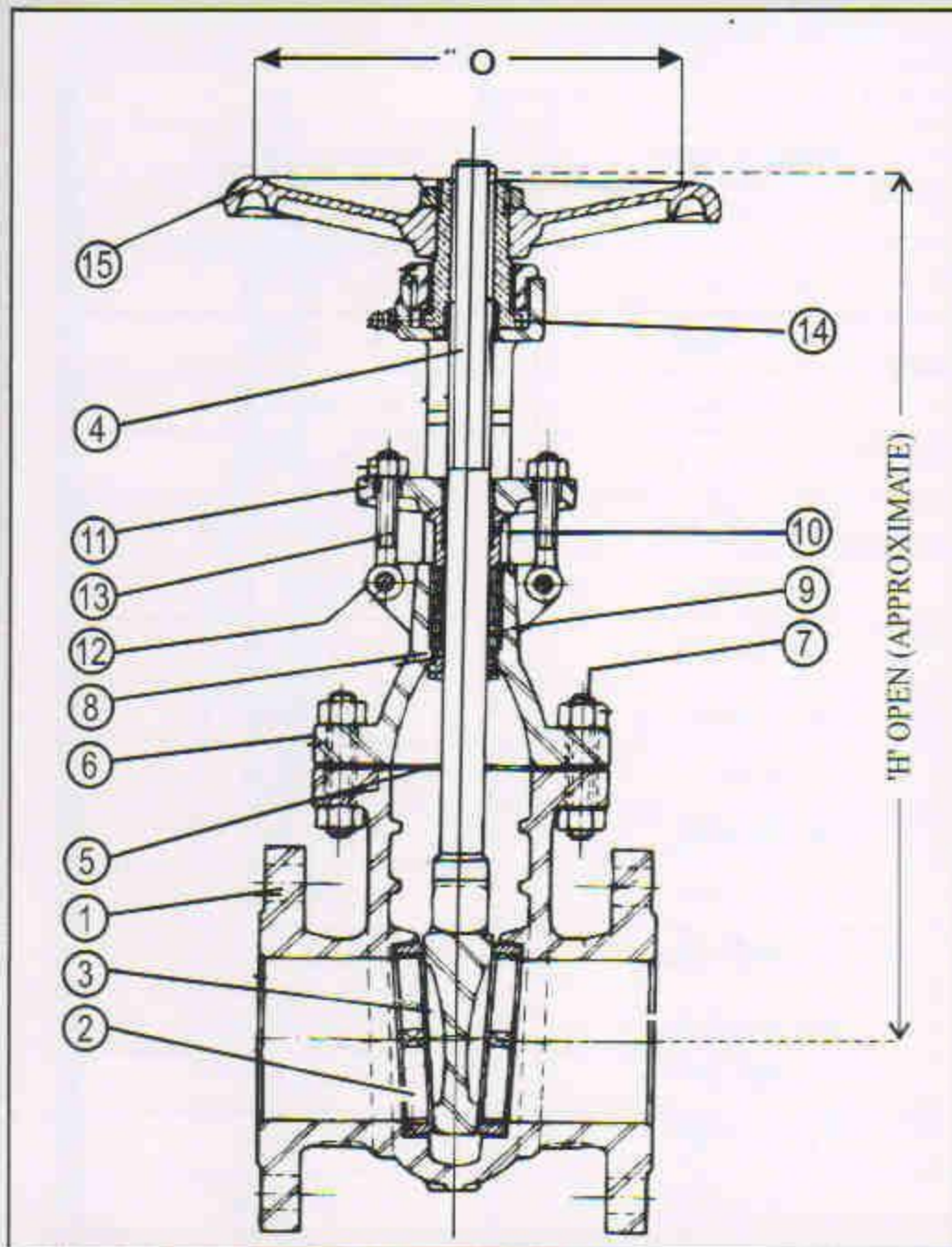
ISO 9001 : 2008  
APPROVED BY IRQS



IRQS  
A DEPARTMENT OF  
INDIAN REGISTER OF  
SHIPPING



ACCREDITED BY THE  
DUTCH COUNCIL FOR  
ACCREDITATION



**FEATURES**

- Design : API 600/API 603 / BS 1414
  - Face to Face : ASME B 16.10 / API 6D
  - Flanges : ASME B 16.5 / MSS SP 44 / ASME B 16.47
  - Butt Welding : ASME B 16.25
  - Testing : API 598
  - Material : ASTM Specifications
  - Trims : Flexible wedge construction
  - Trims : Varieties of combinations
- 
- Optional : Electrical & Geared Drive
  - Optional : Bypass arrangement, Floor stand
- 
- Note
- : Oval Flat Body Bonnet Joints for 150 lbs.
  - : Male Female Body Bonnet Joints for ratings > 300 lbs.
  - : RTJ Joints on request.
  - : RTJ Body Bonnet Joints for ratings > 1500 lbs. (Standard)

**MATERIALS OF CONSTRUCTION**

No.	DESCRIPTION	WCB	C5	LCB	CF8M
01	BODY (a)	A 216 Gr. WCB	A 217 Gr. C5	A 352 Gr. LCB	A 351 Gr. CF8M
02	SEAT RING (b.c.)	WCB + 13% Cr. STEEL/ A 217 Gr. CA 15	C5 + 13% Cr. STEEL/ A 217 Gr. CA 15	A 351 Gr. LC8	A 351 Gr. CF8M
03	WEDGE (b.c.)	WCB + 13% Cr. STEEL/ A 217 Gr. CA 15	C5 + 13% Cr. STEEL/ A 217 Gr. CA 15	LCB + SS 304/ A 351 Gr. CF8	A 351 Gr. CF8M
04	STEM (b)	A 276 TP 410	A 276 TP 410	A 276 TP 304	A 276 TP 316
05	GASKET (b)	CAF / SOFT IRON/ SW SS + 304	CAF / SOFT IRON/ SW SS + 304	CORRUGATED SS 304/ SW SS + 304	CORRUGATED SS 316/ SW SS + 304
06	BONNET (a)	A 216 Gr. WCB	A 276 Gr. C5	A 352 Gr. LCB	A 351 Gr. CF8M
07	JOINT STUDS & NUTS (b)	A 193 Gr. B7 & A 194 Gr. 2H	A 193 Gr. B7 & A 194 Gr. 2H	A 320 Gr. B7 & A 194 Gr. 2H	A 193 Gr. B7 & A 194 Gr. 2H
08	BONNET BUSH (b)	A 276 TP 410	A 276 TP 410	A 276 TP 410	A 276 TP 316
09	GLAND PACKING (b)	GRAPHITE RINGS	GRAPHITE RINGS	GRAPHITE RINGS	GRAPHITE RINGS
10	GLAND BUSH	A 276 TP 410	A 276 TP 410	A 276 TP 304	A 276 TP 316
11	GLAND FLANGE (b)	A 216 Gr. WCB/ CARBON STEEL	A 216 Gr. WCB/ CARBON STEEL	A 216 Gr. WCB/ CARBON STEEL	A 216 Gr. WCB/ CARBON STEEL
12	CROSS BOLTS & NUTS	A 307 Gr. B & A 563 Gr. A	A 307 Gr. B & A 563 Gr. A	A 307 Gr. B & A 563 Gr. A	A 307 Gr. B & A 563 Gr. A
13	EYE BOLTS & NUTS	A 307 Gr. B & A 563 Gr. A	A 307 Gr. B & A 563 Gr. A	A 307 Gr. B & A 563 Gr. A	A 307 Gr. B & A 563 Gr. A
14	YOKE SLEEVE	S. G. IRON /A 439 Gr. D2c	S. G. IRON /A 439 Gr. D2c	S. G. IRON /A 439 Gr. D2c	S. G. IRON /A 439 Gr. D2c
15	HAND WHEEL	M. S. FABRICATED	M. S. FABRICATED	M. S. FABRICATED	M. S. FABRICATED

Also Available :  
 i) a) Body Bonnet in WC6, C12, CF8  
 ii) Compliance to NACE Standard MR 0175  
 b) Alternate Material  
 c) Stellite Facing





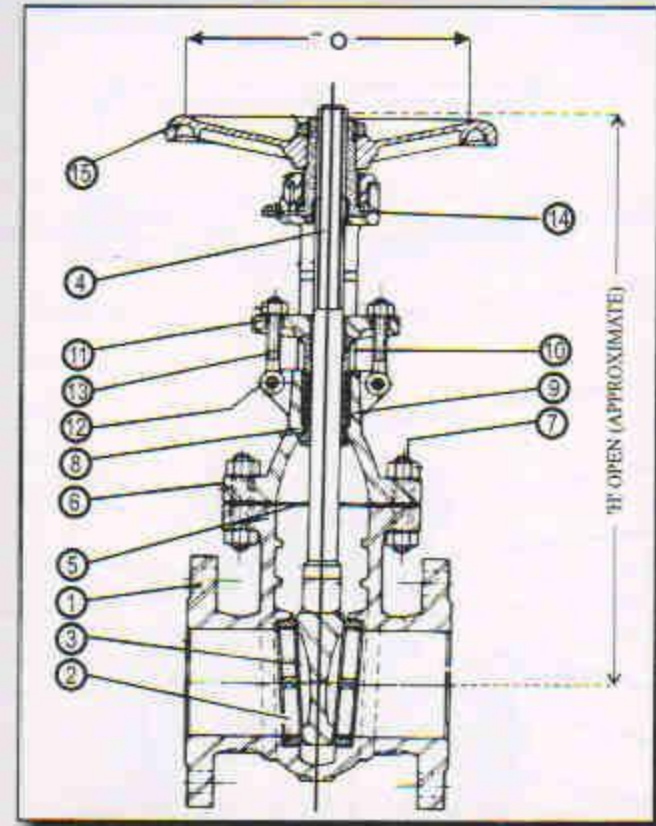
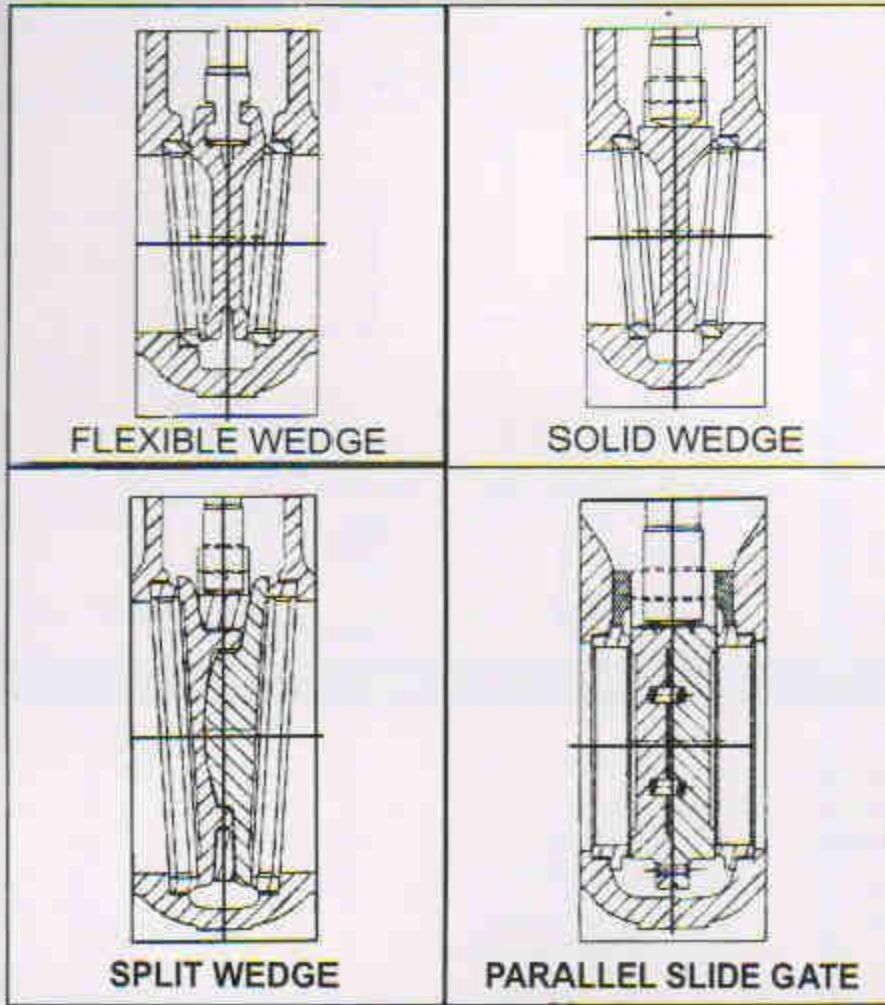
Peco Valves Pvt. Ltd.

API - 600

Gate Valves



ISO 9001 : 2008  
APPROVED BY IRQS



O.S "Y 1½ to 18"  
For 300# 12" & above Gear Operated  
For 600# 10" & above Gear Operated  
For 900# 8" & above Gear Operated  
For 1500# 8" & above Gear Operated  
For 2500# 6" & above Gear Operated

CLASS 150	DIMENSIONS												
	GATE VALVES												
SIZE NPS (")	2	2½	3	4	6	8	10	12	14	16	18	20	24
SIZE DN (mm)	50	65	80	100	150	200	250	300	350	400	450	500	600
L RF mm	178	190	203	229	267	292	330	356	381	406	432	457	508
L <sub>1</sub> BW mm	216	241	282	305	403	419	457	502	572	610	660	711	813
L <sub>2</sub> RTJ mm	191	203	216	242	280	305	343	369	394	419	445	470	521
H OPEN mm	375	455	472	577	806	978	1178	1416	1566	1780	2012	2242	2620
O DIA mm	216	216	230	255	310	380	460	510	560	610	700	700	800
Wt. Apprx Kg.	18	27	30	51	84	132	205	290	370	500	673	845	1250

CLASS 300	GATE VALVES										
	SIZE NPS (")	2	2½	3	4	6	8	10	12	14	16
L - L <sub>1</sub> RF/BW mm		216	241	282	305	403	419	457	502	762	838
L <sub>2</sub> RTJ mm		232	257	298	321	419	435	473	518	778	854
H OPEN mm		409	500	506	605	842	1030	1295	1472	1659	1856
O DIA mm		216	216	230	254	380	460	510	560	610	700
Wt. Apprx Kg.		27	36	44	70	132	208	375	445	780	985

CLASS 600	GATE VALVES								
	SIZE NPS (")	2	2½	3	4	6	8	10	12
L - L <sub>1</sub> RF/BW mm		292	330	356	432	559	660	767	838
L <sub>2</sub> RTJ mm		295	333	359	435	562	663	790	841
H OPEN mm		418	510	538	644	905	1332	1410	1740
O DIA mm		216	230	254	310	510	560	700	700
Wt. Apprx Kg.		37	49	61	112	215	365	682	975

CLASS 1500	GATE VALVES					
	SIZE NPS (")	2	3	4	6G	8G
L - L <sub>1</sub> RF/BW mm		368	470	546	705	832
L <sub>2</sub> RTJ mm		371	473	549	711	842
H OPEN mm		546	659	800	1140	1360
O DIA mm		255	380	460	610	700
Wt. Apprx Kg.		93	160	250	580	1000

CLASS 600	GATE VALVES							
	SIZE NPS (")	2	2½	3	4	6	8G	10G
L - L <sub>1</sub> RF/BW mm		368	419	381	457	610	737	838
L <sub>2</sub> RTJ mm		371	422	384	460	613	740	841
H OPEN mm		510	620	670	760	1030	1300	1550
O DIA mm		255	310	255	380	560	700	700
Wt. Apprx Kg.		93	125	140	178	360	570	1020

CLASS 600	GATE VALVES					
	SIZE NPS (")	2	3	4	6G	8G
L - L <sub>1</sub> RF/BW mm		451	576	673	914	1022
L <sub>2</sub> RTJ mm		454	584	683	927	1038
H OPEN mm		450	660	845	1275	1500
O DIA mm		255	380	460	700	1100
Wt. Apprx Kg.		110	175	280	620	1100